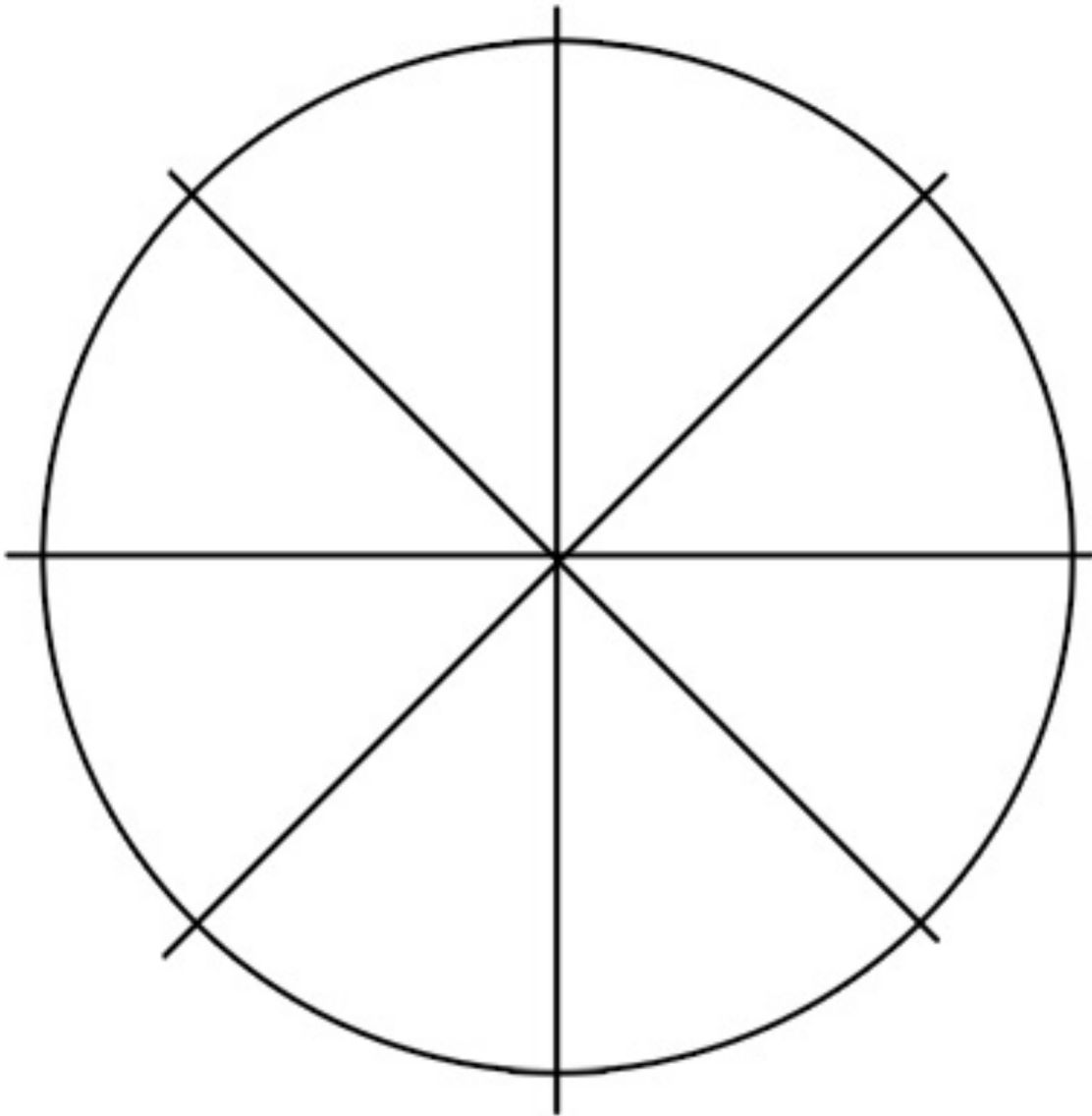


A bonus feature of
The Practical Witch's Almanac


Book of Shadows Templates

Print multiple copies of the single page you
prefer for your Book of Shadows or stationary.





Dividing a circle into 8 equal parts to make a Wheel of the Year can be tricky.


Place this page behind one of your Book of Shadows pages to use it as a template. You should be able to see the divisions through most paper, especially if you hold the two pages together up to light or against a window.



















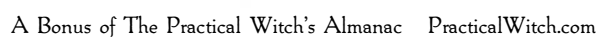


















A decorative horizontal line with ornate scrollwork at both ends and a central shield-like emblem. The scrollwork is intricate, featuring swirling acanthus leaves and floral motifs. The central emblem is a shield with a cross-like shape inside, possibly representing a coat of arms or a heraldic symbol. The entire design is rendered in a classic, engraved style.

